















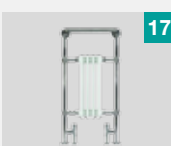

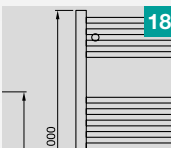
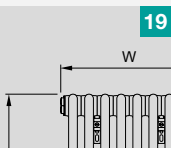




Radiator Range

Contents

Tube in Tube	 <p>1</p>	 <p>2</p>	 <p>3</p>			
	Straight White	Straight Chrome	Curved Chrome			
Tube on Tube	 <p>4</p>					
	Straight Chrome					
4 Column	 <p>9</p>	 <p>10</p>				
	Horizontal White	Horizontal Raw Metal				
3 Column	 <p>5</p>	 <p>6</p>	 <p>7</p>	 <p>8</p>	 <p>15</p>	 <p>16</p>
	Horizontal White	Horizontal Black	Horizontal Grey Aluminium	Horizontal Raw Metal	Vertical White	Vertical Raw Metal
2 Column	 <p>11</p>	 <p>12</p>	 <p>13</p>	 <p>14</p>		
	Vertical White	Vertical Black	Vertical Grey Aluminium	Vertical Raw Metal		
Traditional Column	 <p>17</p>	 <p>17</p>				
	White	White				
Technical Diagrams	 <p>18</p>	 <p>19</p>				
	Tube in Tube / Tube on Tube	Column				

Tube in Tube Straight White



- Efficient functionality
- Easy to install
- Easy to maintain
- Quality white finish
- Suitable for dual energy installations
- All outputs certified to EN442



Model	Width (mm)	Height (mm)	Output / BTU $\Delta T=50K$	Output / Watts $\Delta T=50K$
R40-80W	400	800	966	283
R40-100W		1000	1167	342
R40-120W		1200	1372	402
R40-160W		1600	1823	534
R50-80W	500	800	1154	338
R50-100W		1000	1389	407
R50-120W		1200	1638	480
R50-160W		1600	2198	644
R60-80W	600	800	1345	394
R60-100W		1000	1611	472
R60-120W		1200	1901	557
R60-160W		1600	2577	755

Test pressure: 13 bar
Working pressure: 10 bar


All products available from stock
* Product guarantee covers manufacturing defects only. It does not cover defects due to faulty installation and maintenance.

For technical diagrams please see page 18



Tube in Tube Straight Chrome

- Affordable style and luxury
- Easy to install
- Easy to maintain
- Quality chrome finish
- Suitable for dual energy installations
- All outputs certified to EN442



Model	Width (mm)	Height (mm)	Output / BTU $\Delta T=50K$	Output / Watts $\Delta T=50K$
R40-80C	400	800	604	177
R40-100C		1000	747	219
R40-120C		1200	887	260
R40-160C		1600	1184	347
R50-80C	500	800	744	218
R50-100C		1000	911	267
R50-120C		1200	1075	315
R50-160C		1600	1457	427
R50-180C		1800	1652	484
R60-80C	600	800	881	258
R60-100C		1000	1072	314
R60-120C		1200	1263	370
R60-160C		1600	1727	506
R60-180C		1800	1959	574

Test pressure: 13 bar
Working pressure: 10 bar


All products available from stock
* Product guarantee covers manufacturing defects only. It does not cover defects due to faulty installation and maintenance.

For technical diagrams please see page 18

Tube in Tube Curved Chrome

3

- Quality curved ladder rail
- Easy to install
- Easy access for towel hanging
- Suitable for dual energy installations
- All outputs certified to EN442



Model	Width (mm)	Height (mm)	Output / BTU $\Delta T=50K$	Output / Watts $\Delta T=50K$
R40-80CC	400	800	604	177
R40-100CC		1000	747	219
R40-120CC		1200	887	260
R40-160CC		1600	1184	347
R50-80CC	500	800	744	218
R50-100CC		1000	911	267
R50-120CC		1200	1075	315
R50-160CC		1600	1457	427
R50-180CC		1800	1652	484
R60-80CC	600	800	881	258
R60-100CC		1000	1072	314
R60-120CC		1200	1263	370
R60-160CC		1600	1727	506
R60-180CC		1800	1959	574

Test pressure: 13 bar
Working pressure: 10 bar


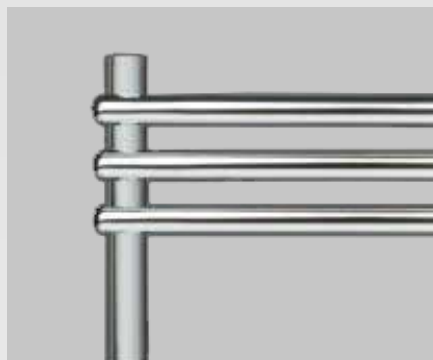
All products available from stock
* Product guarantee covers manufacturing defects only. It does not cover defects due to faulty installation and maintenance.

For technical diagrams please see page 18



Tube on Tube Straight Chrome

- Quality chromed towel rail
- Strong design lines
- Easy to install
- Suitable for dual energy installations
- All outputs certified to EN442



Model	Width (mm)	Height (mm)	Output / BTU $\Delta T=50K$	Output / Watts $\Delta T=50K$
RT50-80C	500	800	873	256
RT50-100C		1000	1167	342
RT50-120C		1200	1314	385
RT50-160C		1600	1750	513
RT50-180C		1800	1993	584
RT60-80C	600	800	1010	296
RT60-100C		1000	1344	394
RT60-120C		1200	1512	443
RT60-160C		1600	2016	591
RT60-180C		1800	2330	683

Test pressure: 13 bar
Working pressure: 10 bar

All products available from stock
* Product guarantee covers manufacturing defects only. It does not cover defects due to faulty installation and maintenance.

For technical diagrams please see page 18

3 Column Horizontal White



Revive three-column horizontal radiators create a modern or traditional ambiance in any setting.

- Highly efficient
- Easy to install
- Easy to maintain
- Easy to clean
- All outputs certified to EN442



Model	Height (mm)	Length (mm)	No. of Sections	Output / BTU $\Delta T=50K$	Output / Watts $\Delta T=50K$
U3030-19	300	904	19	2074	608
U3030-25		1180	25	2730	800
U3030-32		1502	32	3494	1024
U3030-36		1686	36	3931	1152
U3045-19	450	904	19	3034	889
U3045-25		1180	25	3992	1170
U3045-32		1502	32	5110	1498
U3045-36		1686	36	5749	1685
U3060-9	600	444	9	1870	548
U3060-13		628	13	2701	792
U3060-19		904	19	3948	1157
U3060-25		1180	25	5195	1523
U3060-32		1502	32	6649	1949
U3060-36		1686	36	7480	2192



For technical diagrams please see page 19

Supplied with wall mounting brackets and air vents	3 - Column
Total projection (mm)	123 - 128
Centres from wall (mm)	73 - 78
Centres between pipes	Length plus valves
Max. working pressure: 10 bar	*Manufacturing tolerances apply





3 Column Horizontal Black

Revive three-column horizontal radiators in black add drama and elegance to any setting.

- Highly efficient
- Easy to install
- Easy to maintain
- Easy to clean
- All outputs certified to EN442



Model	Height (mm)	Length (mm)	No. of Sections	Output / BTU $\Delta T=50K$	Output / Watts $\Delta T=50K$
U3060-13-9005	600	628	13	2701	792
U3060-19-9005		904	19	3948	1157
U3060-25-9005		1180	25	5195	1523
U3060-32-9005		1502	32	6649	1949
U3060-36-9005		1686	36	7480	2192



For technical diagrams please see page 19

Supplied with wall mounting brackets and air vents	3 - Column
Total projection (mm)	123 - 128
Centres from wall (mm)	73 - 78
Centres between pipes	Length plus valves
Max. working pressure: 10 bar	*Manufacturing tolerances apply



3 Column Horizontal Grey Aluminium



Revive three-column horizontal radiators in grey aluminium offer warmth and style to living areas.

- Highly efficient
- Easy to install
- Easy to maintain
- Easy to clean
- All outputs certified to EN442



Model	Height (mm)	Length (mm)	No. of Sections	Output / BTU $\Delta T=50K$	Output / Watts $\Delta T=50K$
U3060-13-9007	600	628	13	2701	792
U3060-19-9007		904	19	3948	1157
U3060-25-9007		1180	25	5195	1523
U3060-32-9007		1502	32	6649	1949
U3060-36-9007		1686	36	7480	2192



For technical diagrams please see page 19

Supplied with wall mounting brackets and air vents	3 - Column
Total projection (mm)	123 - 128
Centres from wall (mm)	73 - 78
Centres between pipes	Length plus valves
Max. working pressure: 10 bar	*Manufacturing tolerances apply





3 Column Horizontal Raw Metal

The impact of Revive three-column horizontal radiators in a lacquered, raw metal finish give an added dimension to design.

- Highly efficient
- Easy to install
- Easy to maintain
- Easy to clean
- All outputs certified to EN442



Model	Height (mm)	Length (mm)	No. of Sections	Output / BTU $\Delta T=50K$	Output / Watts $\Delta T=50K$
U3030-19-0325	300	904	19	2074	608
U3030-25-0325		1180	25	2730	800
U3030-32-0325		1502	32	3494	1024
U3030-36-0325		1686	36	3931	1152
U3045-19-0325	450	904	19	3034	889
U3045-25-0325		1180	25	3992	1170
U3045-32-0325		1502	32	5110	1498
U3045-36-0325		1686	36	5749	1685
U3060-9-0325	600	444	9	1870	548
U3060-13-0325		628	13	2701	792
U3060-19-0325		904	19	3948	1157
U3060-25-0325		1180	25	5195	1523
U3060-32-0325		1502	32	6649	1949
U3060-36-0325		1686	36	7480	2192



For technical diagrams please see page 19

Supplied with wall mounting brackets and air vents	3 - Column
Total projection (mm)	123 - 128
Centres from wall (mm)	73 - 78
Centres between pipes	Length plus valves
Max. working pressure: 10 bar	*Manufacturing tolerances apply



4 Column Horizontal White



Revive four-column radiators give a high output and fast response.

- Highly efficient
- Easy to install
- Easy to maintain
- Easy to clean
- All outputs certified to EN442



Model	Height (mm)	Length (mm)	No. of Sections	Output / BTU $\Delta T=50K$	Output / Watts $\Delta T=50K$
U4060-13	600	628	13	3540	1037
U4060-19		904	19	5173	1516
U4060-25		1180	25	6807	1995



For technical diagrams please see page 19

Supplied with wall mounting brackets and air vents	4 - Column
Total projection (mm)	159 - 164
Centres from wall (mm)	91 - 96
Centres between pipes	Length plus valves
Max. working pressure: 10 bar	*Manufacturing tolerances apply





4 Column Horizontal Raw Metal

Revive four-column radiators give a high output and fast response.

- Highly efficient
- Easy to install
- Easy to maintain
- Easy to clean
- All outputs certified to EN442



Model	Height (mm)	Length (mm)	No. of Sections	Output / BTU $\Delta T=50K$	Output / Watts $\Delta T=50K$
U4060-13	600	628	13	3540	1037
U4060-19		904	19	5173	1516
U4060-25		1180	25	6807	1995



For technical diagrams please see page 19

Supplied with wall mounting brackets and air vents	4 - Column
Total projection (mm)	159 - 164
Centres from wall (mm)	91 - 96
Centres between pipes	Length plus valves
Max. working pressure: 10 bar	*Manufacturing tolerances apply



2 Column Vertical White



Revive two-column vertical radiators are both contemporary and stylish, and are suitable for any home


- Highly efficient
- Easy to install
- Easy to maintain
- Easy to clean
- All outputs certified to EN442



Model	Height (mm)	Length (mm)	No. of Sections	Output / BTU $\Delta T=50K$	Output / Watts $\Delta T=50K$
U2090-8	900	398	8	1744	511
U2090-10		490	10	2180	639
U2120-8	1200	398	8	2257	662
U2120-10		490	10	2822	827
U2150-8	1500	398	8	2839	832
U2150-10		490	10	3548	1040
U2180-8	1800	398	8	3385	992
U2180-10		490	10	4231	1240
U2200-8	2000	398	8	3767	1104
U2200-10		490	10	4709	1380

For technical diagrams please see page 19

Supplied with wall mounting brackets and air vents	2 - Column
Total projection (mm)	85 - 90
Centres from wall (mm)	54 - 59
Centres between pipes	Length plus valves
Max. working pressure: 10 bar	*Manufacturing tolerances apply





2 Column Vertical Black

Revive two-column vertical radiators in black offer comfort and style to living areas.


- Highly efficient
- Easy to install
- Easy to maintain
- Easy to clean
- All outputs certified to EN442



Model	Height (mm)	Length (mm)	No. of Sections	Output / BTU $\Delta T=50K$	Output / Watts $\Delta T=50K$
U2180-10-9005	1800	490	10	4231	1240
U2200-10-9005	2000	490	10	4709	1380

For technical diagrams please see page 19

Supplied with wall mounting brackets and air vents	2 - Column
Total projection (mm)	85 - 90
Centres from wall (mm)	54 - 59
Centres between pipes	Length plus valves
Max. working pressure: 10 bar	*Manufacturing tolerances apply



2 Column Vertical Grey Aluminium



Revive two-column vertical radiators in an grey aluminium finish offer comfort and style to living areas.

- Highly efficient
- Easy to install
- Easy to maintain
- Easy to clean
- All outputs certified to EN442



Model	Height (mm)	Length (mm)	No. of Sections	Output / BTU $\Delta T=50K$	Output / Watts $\Delta T=50K$
U2180-10-9007	1800	490	10	4231	1240
U2200-10-9007	2000	490	10	4709	1380

For technical diagrams please see page 19

Supplied with wall mounting brackets and air vents	2 - Column
Total projection (mm)	85 - 90
Centres from wall (mm)	54 - 59
Centres between pipes	Length plus valves
Max. working pressure: 10 bar	*Manufacturing tolerances apply





2 Column Vertical Raw Metal

The impact of Revive two-column vertical radiators in a lacquered, raw metal finish give an added dimension to design.

- Highly efficient
- Easy to install
- Easy to maintain
- Easy to clean



Model	Height (mm)	Length (mm)	No. of Sections	Output / BTU $\Delta T=50K$	Output / Watts $\Delta T=50K$
U2090-8-0325	900	398	8	1744	511
U2090-10-0325		490	10	2180	639
U2120-8-0325	1200	398	8	2257	662
U2120-10-0325		490	10	2822	827
U2150-8-0325	1500	398	8	2839	832
U2150-10-0325		490	10	3548	1040
U2180-8-0325	1800	398	8	3385	992
U2180-10-0325		490	10	4231	1240
U2200-8-0325	2000	398	8	3767	1104
U2200-10-0325		490	10	4709	1380

For technical diagrams please see page 19

Supplied with wall mounting brackets and air vents	2 - Column
Total projection (mm)	85 - 90
Centres from wall (mm)	54 - 59
Centres between pipes	Length plus valves
Max. working pressure: 10 bar	*Manufacturing tolerances apply



3 Column Vertical White



Revive three-column vertical radiators give a high output and fast response.

- Highly efficient
- Easy to install
- Easy to maintain
- Easy to clean
- All outputs certified to EN442



Model	Height (mm)	Length (mm)	No. of Sections	Output / BTU $\Delta T=50K$	Output / Watts $\Delta T=50K$
U3180-10	1800	490	10	5664	1660
U3200-10	2000	490	10	6244	1830

For technical diagrams please see page 19

Supplied with wall mounting brackets and air vents	3 - Column
Total projection (mm)	123 - 128
Centres from wall (mm)	73 - 78
Centres between pipes	Length plus valves
Max. working pressure: 10 bar	*Manufacturing tolerances apply



3 Column Vertical Raw Metal



The impact of Revive two-column vertical radiators in a lacquered, raw metal finish give an added dimension to design.

- Highly efficient
- Easy to install
- Easy to maintain
- Easy to clean



Model	Height (mm)	Length (mm)	No. of Sections	Output / BTU $\Delta T=50K$	Output / Watts $\Delta T=50K$
U3180-10-0325	1800	490	10	5664	1660
U3200-10-0325	2000	490	10	6244	1830

For technical diagrams please see page 19

Supplied with wall mounting brackets and air vents	3 - Column
Total projection (mm)	123 - 128
Centres from wall (mm)	73 - 78
Centres between pipes	Length plus valves
Max. working pressure: 10 bar	*Manufacturing tolerances apply



Column Traditional Towel Rails

White




A traditional radiator that combines warmth, comfort and graceful living

- Easy to install
- Easy to clean
- Valves are not included

Model	Width (mm)	Height (mm)	Output / BTU $\Delta T=50K$	Output / Watts $\Delta T=50K$
RTR95 / 48	480	950	2022	593

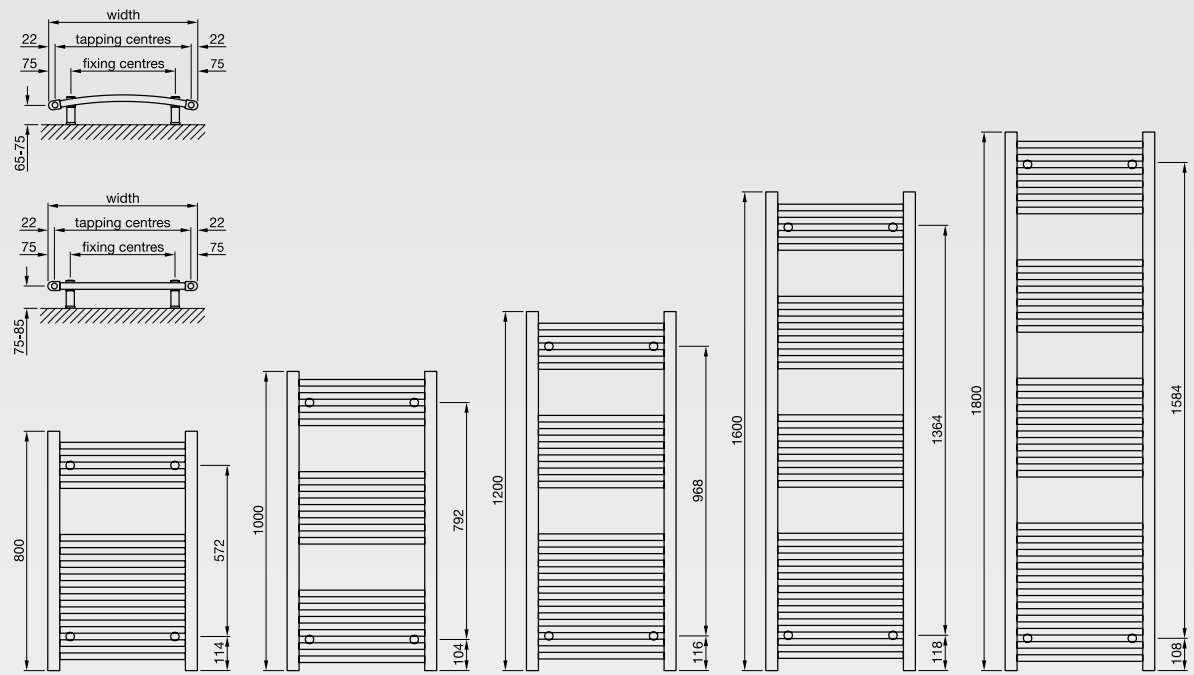


Model	Width (mm)	Height (mm)	Output / BTU $\Delta T=50K$	Output / Watts $\Delta T=50K$
RTR95 / 66	660	950	3372	988

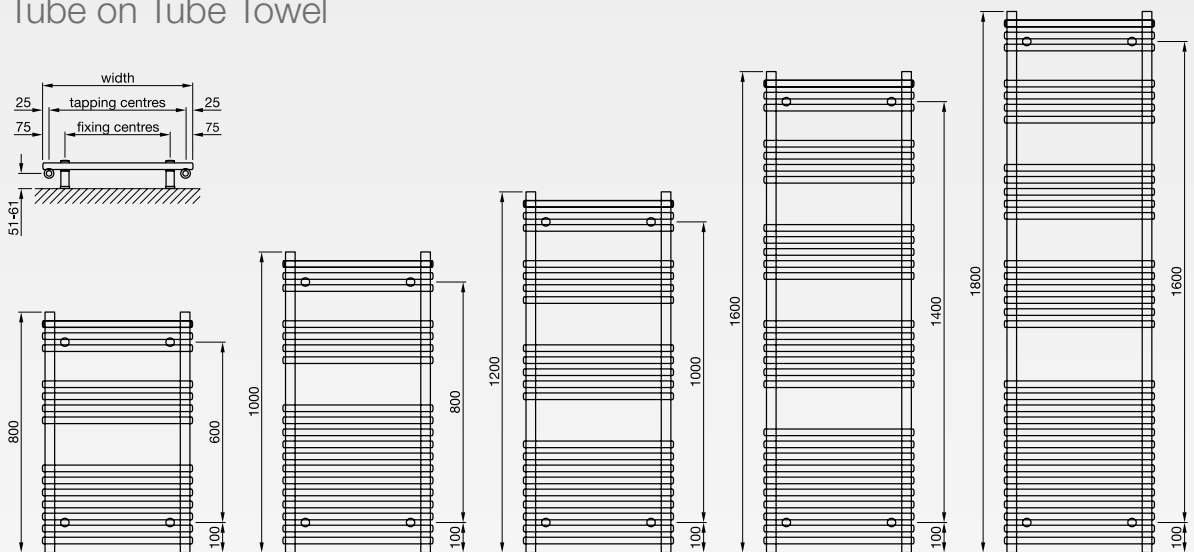


Technical Diagrams

Tube in Tube Straight / Curved

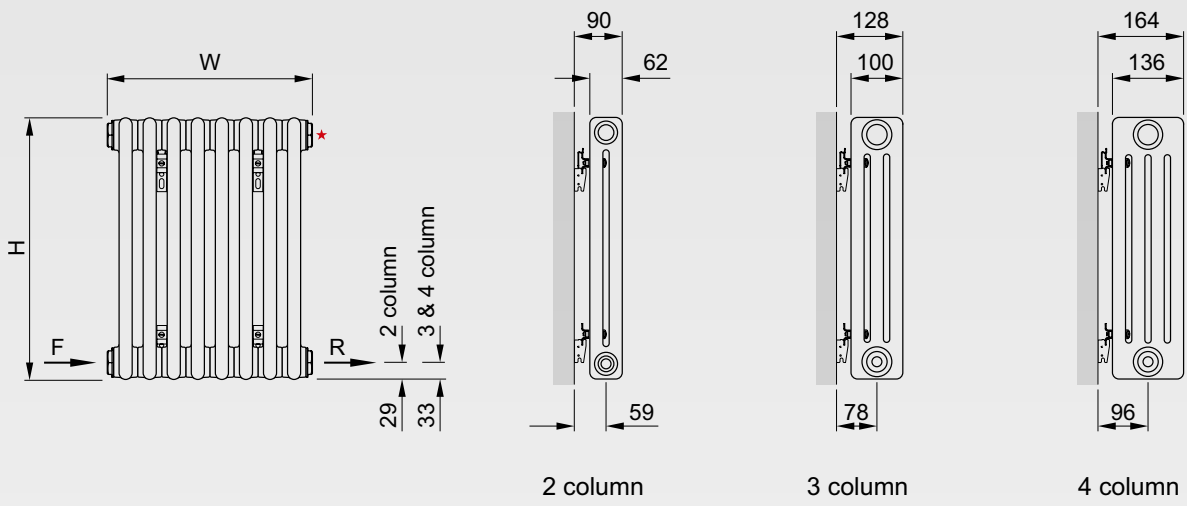


Tube on Tube Towel



Technical Diagrams

Column Radiators





Revive

Unit 11, Capital Industrial Estate
Crabtree Manorway South Belvedere
Kent, DA17 6BJ

Tel: 0208-3123720
Fax: 0208-3113101
Email: sales@reviveradiators.co.uk

www.reviveradiators.co.uk